




FIREGRAPHIC 10

SOLUTION FOR IMAGE MANAGEMENT

TUTORIAL

CAPTURE VIDEO SCREEN

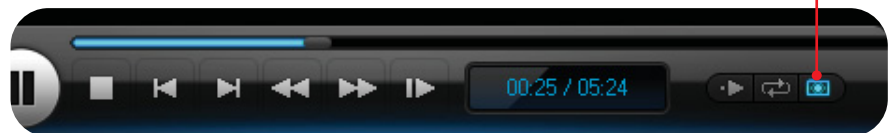


You can capture a screen shot of a video being played. Just click the video screen capture button and take a snap shot of the video.

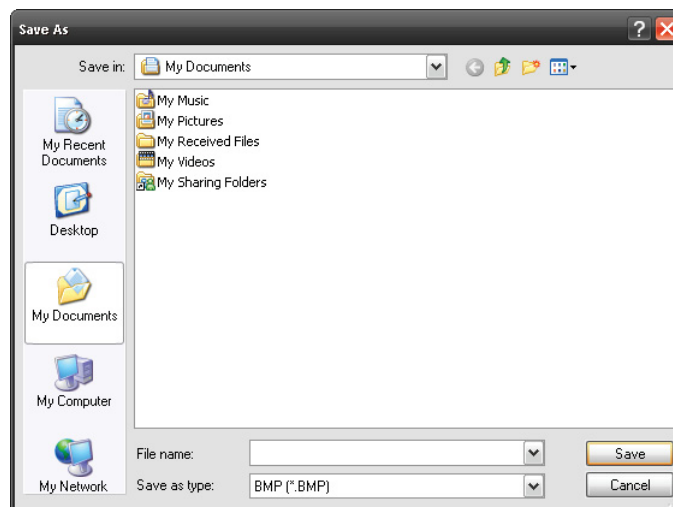


To take a screen shot of a video:

1. In Firegraphic, select and play the video you wish to capture a screen.
2. When the shot you wish to capture shows up, click the **Capture** button to save the screen.

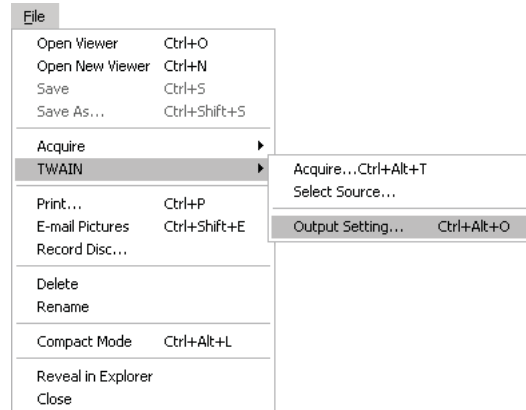


3. In the **Save As...** dialog box, type a name for the captured image and choose a location to save.

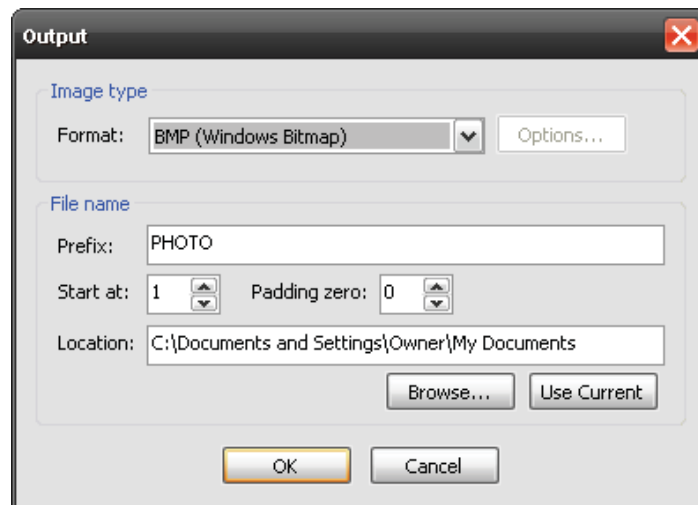


To setup the screen capture output file format:

1. Choose **File** → **TWAIN** → **Output Setting**.



2. In the Output Setting dialog box, select the file format and the location for the saved file.



3. Click **OK** to save the settings.